

MUSD School Climate Survey

MUSD Wellness Committee 3/30/2022

A dark blue, diagonal graphic element that starts from the bottom left corner and extends towards the top right corner, covering the lower half of the slide.

Students' Panorama Survey Results

Panorama Survey

- **What:** Measures Students' perceptions of School Climate
- **When:** Annually, each Spring
- **Who:**
 - 3rd-5th Grade Students
 - 9th-12th Grade Students
 - Families
- **Why:** Research shows that school climate strongly influences students' motivation to learn and improve academic achievement. When school members feel safe, valued, cared for, respected, and engaged, learning increases.

How the results/data is used:

1. MUSD Schools use result to set annual goals as part of their schoolwide Strategic Action Plans.
2. District reports to CA School Dashboard each year under **Local Climate Survey**.

California School DASHBOARD

Home About State Summary Search More Information Select Language

DISTRICT PERFORMANCE OVERVIEW

Madera Unified

Explore the performance of Madera Unified under California's Accountability System.

Generate PDF Report
View All Schools
View Additional Reports

2021

Due to the COVID-19 pandemic, state law has suspended the reporting of state indicators on the 2021 Dashboard. However, available data that would have been included in the Dashboard are reported on the Department's web site if they were determined to be valid and reliable. Information regarding the reporting status of data is available at [COVID-19 and Data Reporting](#) and the [COVID-19 Accountability FAQs](#).

Basics: Teachers, Instructional Materials, Facilities
Implementation of Academic Standards
Parent and Family Engagement
Local Climate Survey
Access to a Broad Course of Study

- CA Legislature & CDE: School Climate Index, is strongly related to state Academic Performance Index (API) scores.
- **February 2021, CA SB 699** School climate: Require the CA Department of Education, on or before October 1, 2022, to adopt a statewide school climate survey indicator.
- MUSD has utilized the *Panorama Survey* annually since 2015/16.
- **2021/22: Sites wanted a mid-year progress of School Climate.**

2021/22 – Mid-Year Progress

1. MUSD has utilized the *Panorama Survey* annually since 2015/16.
 - a. 2015-16: 6th-10th graders and families
 - b. 2016-17: 5th-10th graders and families
 - c. 2017-18: 5th-10th graders and families
 - d. 2018-19: 5th-10th graders and families
 - e. 2019-20: families only due to school shut-down.
 - f. 2020-21: 3rd-12th graders and families
2. 2021/22: Sites wanted a mid-year progress.

3rd-5th Grade District Overview



Madera USD Student Survey

What feedback did students have for their school?

Panorama Student Survey (School-Level) 3-5

3,662 responses | [show breakdown](#)

Save as PDF

Topic	Percent Favorable?	Compared to others nationally?	Change since Spring 2021?
School Belonging ⓘ	67%	 80th-99th percentile	▼ 3
School Climate ⓘ	67%	 40th-59th percentile	▼ 4
School Safety ⓘ	67%	 60th-79th percentile	▼ 4
School Engagement ⓘ	60%	 60th-79th percentile	▲ 2 Greatest increase

6th–12th Grade District Overview



Madera USD Student Survey

What feedback did students have for their school?

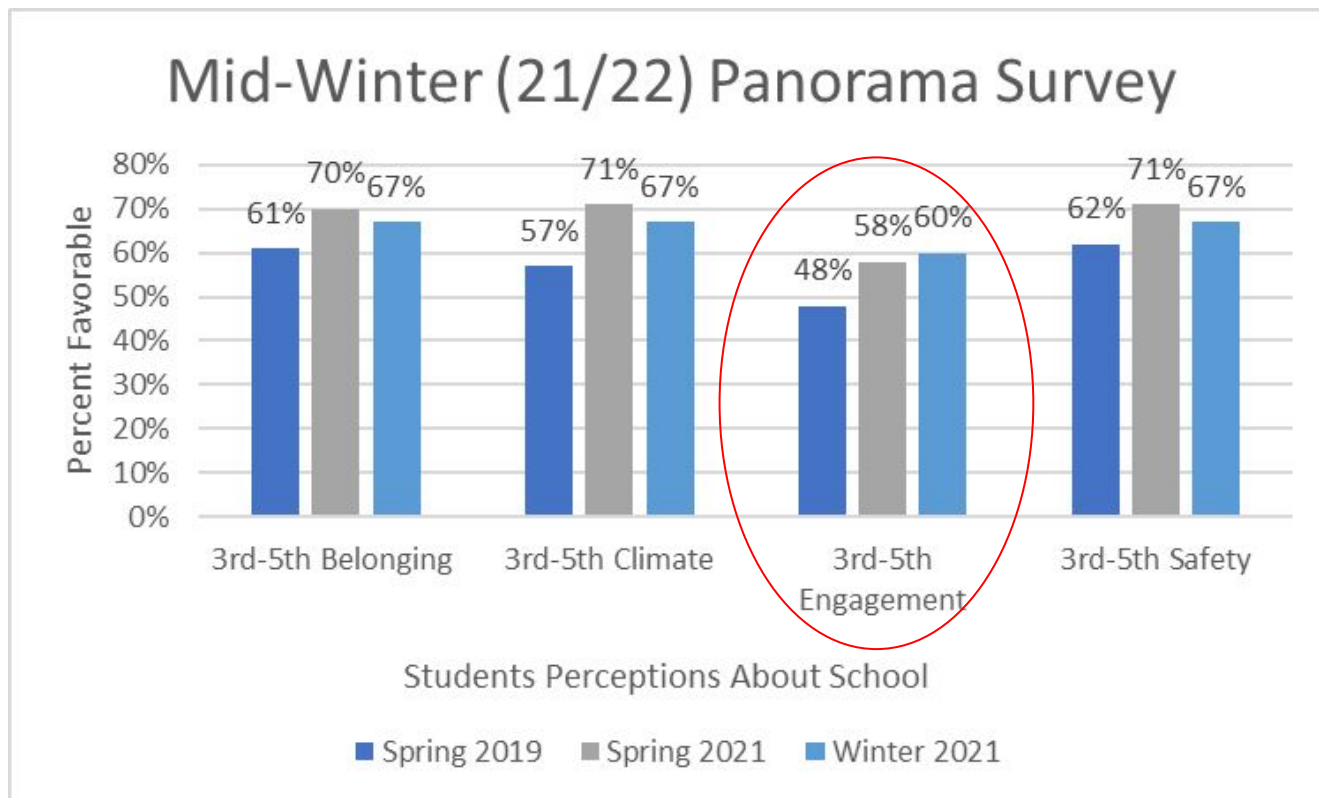
Panorama Student Survey (School-Level) 6-12

9,145 responses | [show breakdown](#)

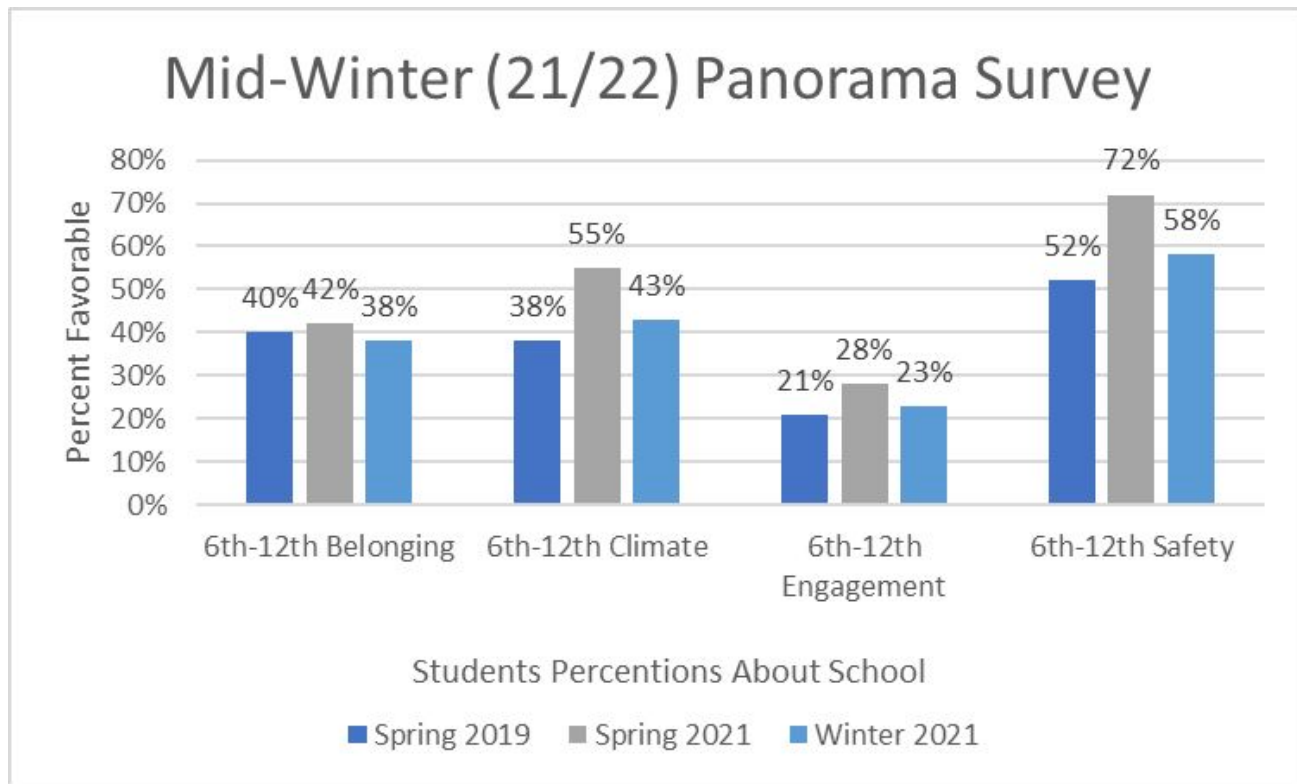
Save as PDF

Topic	Percent Favorable?	Compared to others nationally?	Change since Spring 2021?
School Safety	58%	 40th–59th percentile	▼ 14
School Climate	43%	 0th–19th percentile	▼ 12
School Belonging	38%	 0th–19th percentile	▼ 4
School Engagement	23%	 0th–19th percentile	▼ 5

3rd-5th Grade



6th–12th Grades



School Belonging

3rd-5th Grades Historical

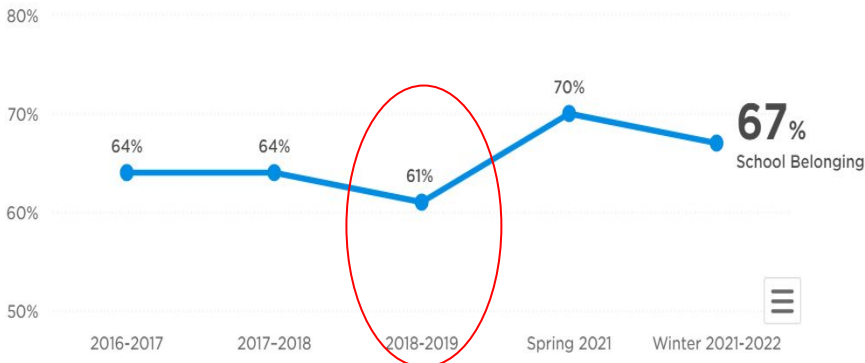
School Belonging

Based on **3,662** responses

How much students feel that they are valued members of the school community.

How have results changed over time?

Percent Favorable



6th-12th Grades Historical

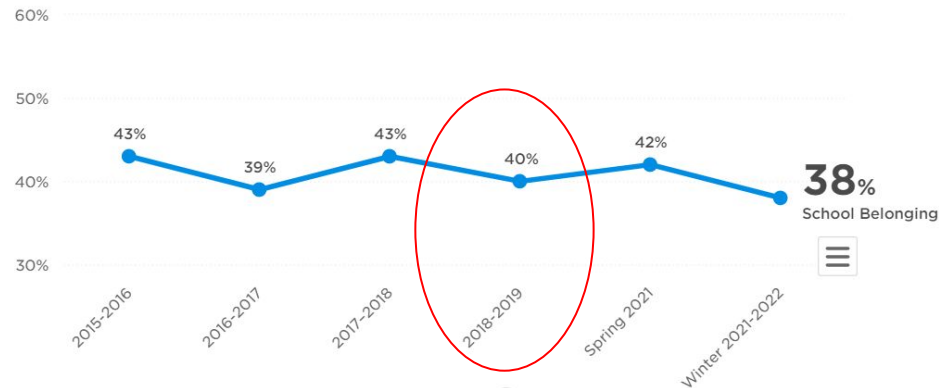
School Belonging

Based on **9,145** responses

How much students feel that they are valued members of the school community.

How have results changed over time?

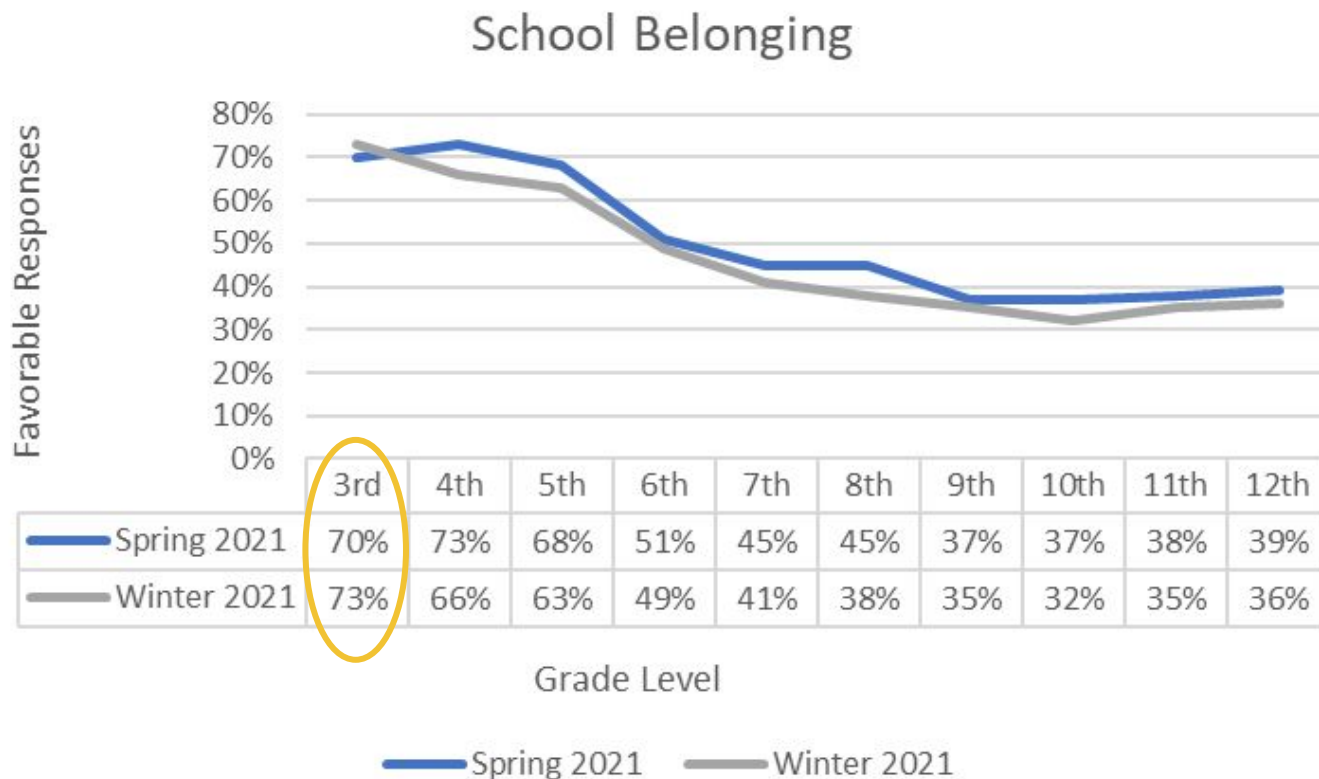
Percent Favorable



Belonging: how much students feel that they are a valued member of the school community.

Belonging 3rd-5th Grade Questions	Belonging 6th-12th Grade Questions
How much support do the adults at your school give you?	How connected do you feel to the adults at your school?
How well do people at your school understand you as a person?	How well do people at your school understand you as a person?
How much respect do students at your school show you?	How much respect do students in your school show you?
Overall, how much do you feel like you belong at your school?	Overall, how much do you feel like you belong at your school?
	How much do you matter to others at this school?

School Belonging



School Climate

3rd-5th Grades Historical

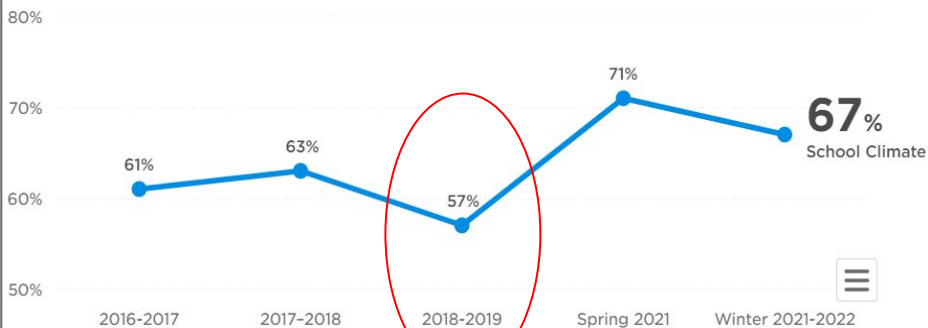
School Climate

Based on **3,662** responses

Perceptions of the overall social and learning climate of the school.

How have results changed over time?

Percent Favorable



6th-12th Grades Historical

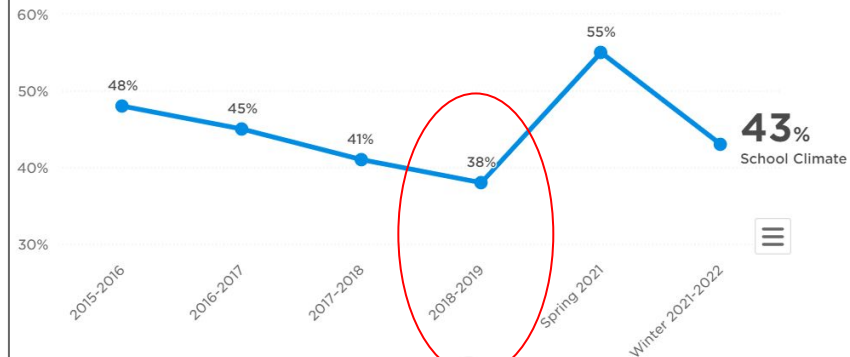
School Climate

Based on **9,145** responses

Perceptions of the overall social and learning climate of the school.

How have results changed over time?

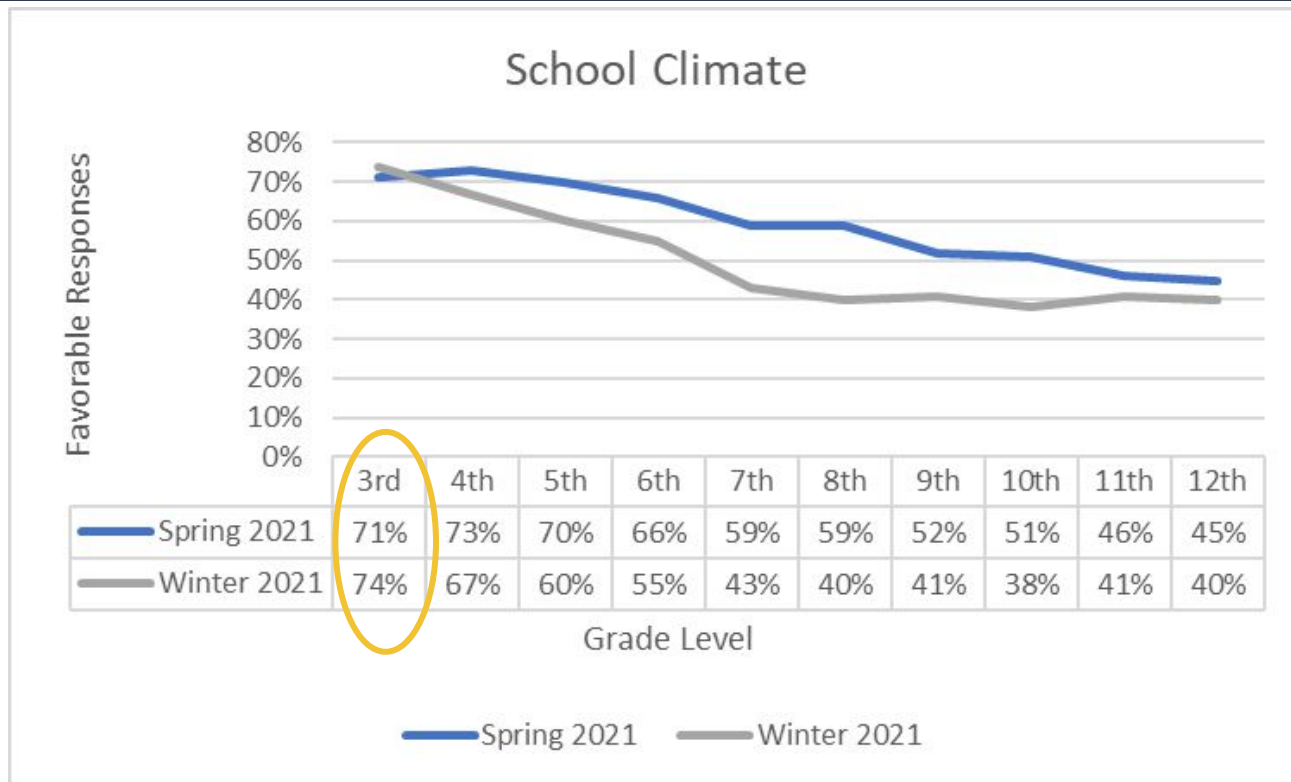
Percent Favorable



Climate: perceptions of the overall school and learning climate of the school.

Climate 3 rd -5 th Grade Questions	Climate 6 th -12 th Grade Questions
How positive or negative is the energy of the school?	How positive or negative is the energy of the school?
How fair or unfair are the rules for the students at this school?	How fair or unfair are the rules for the students at this school?
At your school, how much does the behavior of other students hurt or help your learning?	At your school, how much does the behavior of other students hurt or help your learning?
How often do your teachers seem excited to be teaching your classes?	How often do your teachers seem excited to be teaching your classes?
	How pleasant or unpleasant is the physical space at your school?

School Climate



School Engagement

3rd-5th Grades Historical

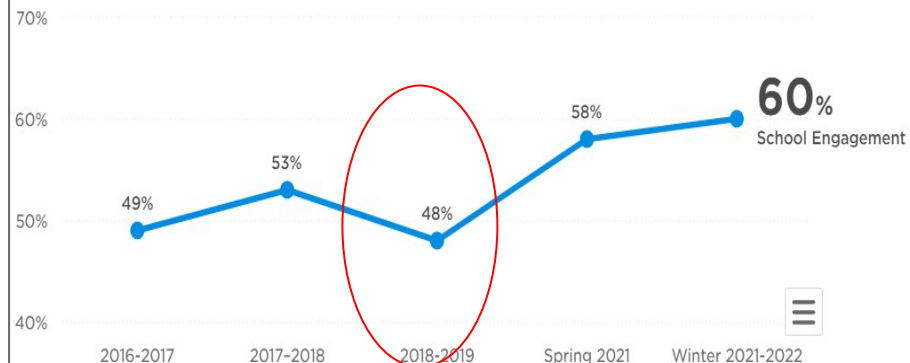
School Engagement

Based on **3,662** responses

How attentive and invested students are in school.

How have results changed over time?

Percent Favorable



6th-12th Grades Historical

School Engagement

Based on **9,145** responses

How attentive and invested students are in school.

How have results changed over time?

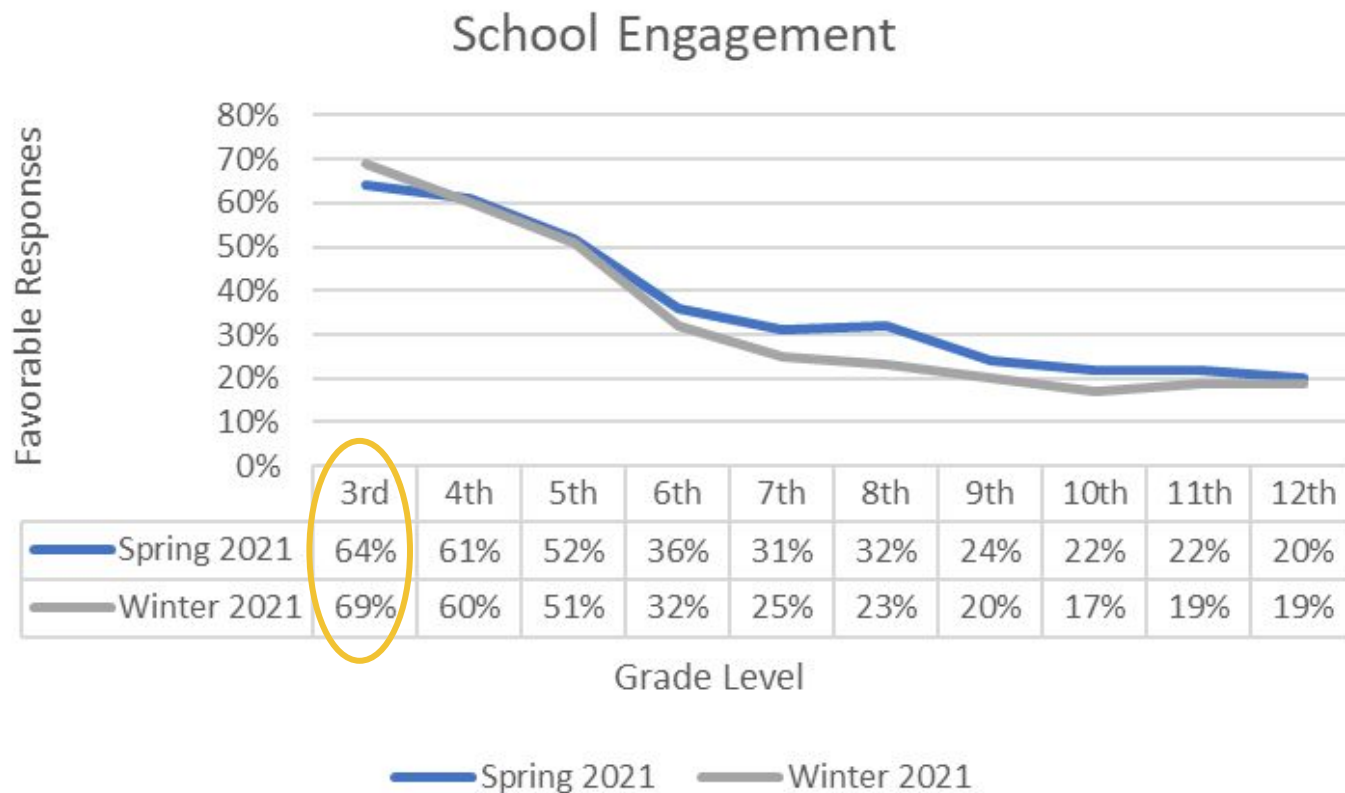
Percent Favorable



Engagement: how attentive and invested students are in school.

Engagement 3 rd -5 th Grade Questions	Engagement 6 th -12 th Grade Questions
How excited are you about going to your classes?	How excited are you about going to your classes?
In your classes, how eager are you to participate?	In your classes, how eager are you to participate?
How focused are you on the activities in your classes?	How often do you get so focused on activities in your classes that you lose track of time?
When you are not in school, how often do you talk about ideas from your classes?	When you are not in school, how often do you talk about ideas from your classes?
How interested are you in your classes?	Overall, how interested are you in your classes?

School Engagement



School Safety

3rd-5th Grades Historical

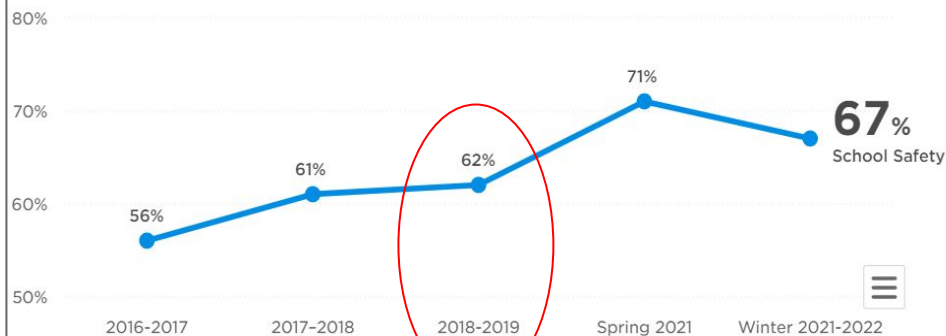
School Safety

Based on **3,662** responses

Perceptions of student physical and psychological safety at school.

How have results changed over time?

Percent Favorable



6th-12th Grades Historical

School Safety

Based on **9,145** responses

Perceptions of student physical and psychological safety at school.

How have results changed over time?

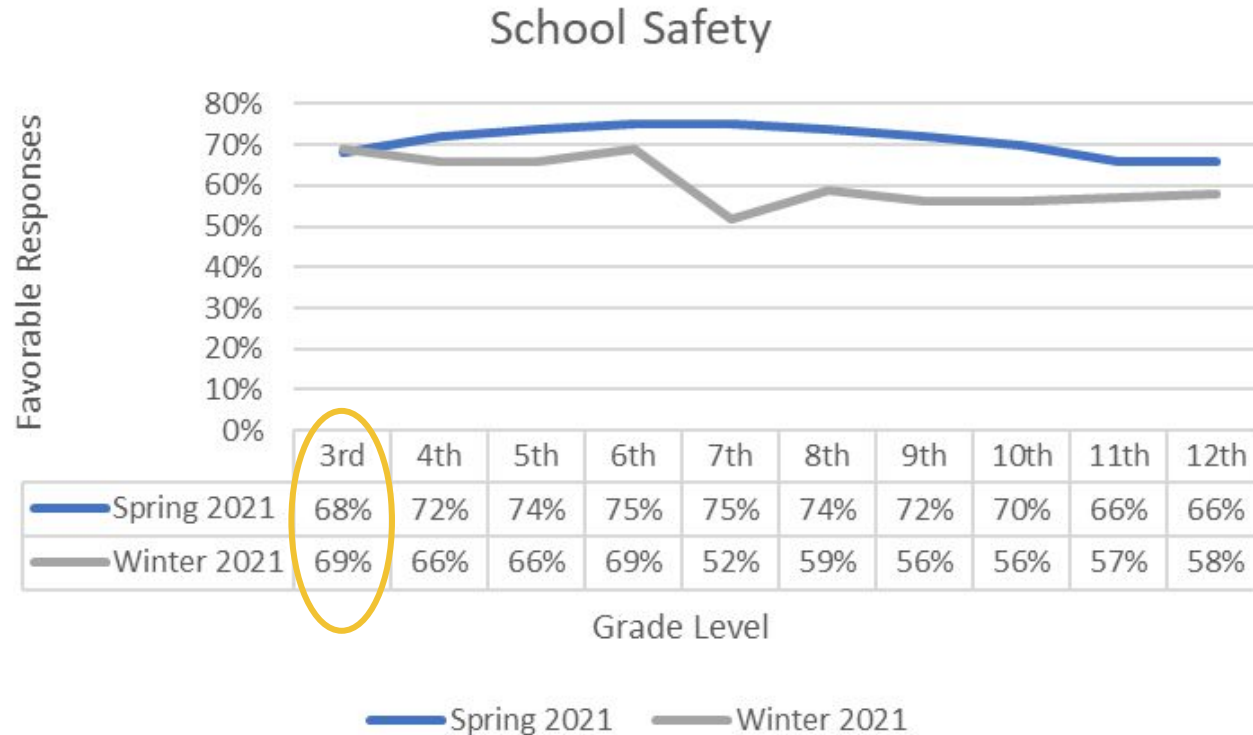
Percent Favorable



Safety: perceptions of student physical and psychological safety at school.

Safety 3 rd -5 th Grade Questions	Safety 6 th -12 th Grade Questions
How often are people disrespectful to others at your school?	How often are people disrespectful to others at your school?
If a student is bullied in school, how difficult is it for him/her to get help from an adult?	If a student is bullied in school, how difficult is it for him/her to get help from an adult?
How likely is it that someone from your school will bully you online?	How likely is it that someone from your school will bully you online?
How often do you worry about violence at your school?	How often do you worry about violence at your school?
How often do students get into physical fights at your school?	How often do students get into physical fights at your school?
	At your school, how unfairly do the adults treat the students?

School Safety



Next Steps: Annual Spring Survey

- **Student Survey Window: Monday May 2nd – Friday June 10th**
 - At School, every 3rd–12th grade student
 - Student Chromebook
 - Encourage your child(ren) to share their thoughts about this school year.
 - Ask your children how they feel about
 - School Climate
 - Belonging
 - Engagement
 - Safety

Next Steps: Annual Spring Survey

- **Family Survey Window:** Monday May 2– Thursday June 30
 - Notices from Site Principals and Parent Resource Center on *Parent Square* with link.
 - **Digital** – English or Spanish
 - Takes about 5 minutes
 - School Climate – 7 questions
 - School Safety – 5 questions
 - *If you were principal, what is the would make to the school to feel safer?*



Thank You!



Any questions or feedback

Karen DeOrian
Director School Culture & Climate
Phone: (559) 416-5858 ext 11124
Email: karendeorian@maderausd.org