

Madera Unified School District

1902 Howard Road, Madera, CA 93637
559.675.4500
Fax: 559.675.1186
www.madera.k12.ca.us

April 6, 2023

Addendum No. 1

NOTICE TO ALL VENDORS:

This Addendum is attached to and made a part of the above-entitled specifications for Madera Unified School District for Bid No. 031623-Dixieland Portable Project with a due date of **April 11, 2023 @ 2:00:00 PM**

All changes and/or clarifications will appear in bold type and deletions will be struck out within a sentence.

Signature_____

Date_____

Todd Lile
Superintendent

Board of Trustees
Lucy Salazar, President

Ruben Mendoza, Clerk
Nadeem Ahmad

Israel Cortes
Gladys A. Diebert

Joetta Fleak
Ray G. Seibert

ADDENDUM NO. 01

DATE: 04/05/23

PROJECT:

Dixieland Elementary School Portable Building
Madera, CA 93637
Client Bid No: 031623

OWNER:

Madera Unified School District
1205 South Madera Avenue
Madera, CA 93637

ARCHITECT:

DARDEN ARCHITECTS, INC.
Attention:
6790 N. West Avenue
Fresno, California 93711
T. (559) 448-8051
F. (559) 446-1765

DARDEN PROJECT NO. 2212
DSA File No. 20-30
DSA APPL. NO. 02-120058

It will be the responsibility of the General Contractor to submit the information contained in this addendum to all its subcontractors and suppliers. Acknowledge receipt of this Addendum in the space provided on the Bid Form. Failure to do so may subject Bidder to disqualification.

The following additions, deletions, and revisions to the SHEETS and Project Manual are hereby made and do become a part of these Contract Documents.

INDEX OF ADDENDA TRANSMITTED HEREWITH

PROJECT MANUAL:

BIDDING AND CONTRACT REQUIREMENTS:

CHANGES TO CONTRACT FORMSAD1-CCF01

CHANGES TO CONDITIONS OF THE CONTRACT..... AD1-CCC01 THRU AD1-CCC03

SHEETS:

CHANGES TO SHEETS:

ARCHITECTURAL.....AD1-A01 THRU AD1-A02

ATTACHMENTS:

SHEETS:

ARCHITECTURALAD1-AX01 THRU AD1-AX02

PROJECT MANUAL:

BIDDING AND CONTRACT REQUIREMENTS:

CHANGES TO CONTRACT FORMS:

AD1-CCF01 Refer to Specification Section 00500, CONTRACT:

1. Refer to ARTICLE 4. LIQUIDATED DAMAGES and revise as shown below.

ARTICLE 4. LIQUIDATED DAMAGES. The Contractor acknowledges that the District will sustain actual damages for each and every day completion of the Project is delayed beyond the Contract Time. Because of the nature of the Project, it would be impracticable or extremely difficult to determine the District's actual damages. Accordingly, as provided in Government Code section 53069.85, it is agreed that the Contractor will pay the District the sum of **\$1,500.00** for each and every calendar day of delay in completing the Work beyond the time prescribed in the Contract Documents for finishing the Work, as Liquidated Damages and not as a penalty or forfeiture. In the event the Liquidated Damages are not paid, the Contractor agrees the District

CHANGES TO CONDITIONS OF THE CONTRACT:

AD1-CCC01 Refer to Specification Section 0800, SPECIAL CONDITIONS:

1. Refer to Paragraph E. Contractor Coordination and revise as shown below.

E. Contractor Coordination. District will furnish and install the portable building structure and Fire Tank through a separate contract. The General Contractor performing the work of Bid 031623 shall be responsible for coordinating their work with the portable building Contractor and Tank supplier and for ensuring the site is ready for the installation of the building and Tank prior to their arrival. The contractor is responsible for all the piping, fixtures, fitting, valves, and other items as indicated in the contract documents to integrate the new tank into the fire tank infrastructure so as to provide a fully operational system. The portable building is scheduled to arrive on-site no later than June 12, 2023. The concrete foundation shall have a minimum of seven (7) calendar days of cure time prior to this date.

AD1-CCC02 Refer to Specification Section 0800, SPECIAL CONDITIONS:

1. Refer to added Paragraph G. Weather Bank as shown below.

G. Weather Bank. Contractor shall include a weather bank of three working days on the critical path of the schedule.

AD1-CCC03 Refer to Specification Section 0800, SPECIAL CONDITIONS:

1. Refer to added Paragraph H. Punchlist as shown below.

H. Punchlist. Punchlist activities (those that are not required to complete the project per plans/specs, and do not affect occupancy or the District's ability to load and/or use the facility for its intended purpose) may be completed up to 10 calendar days after the original contract completion date. Contractor shall provide the Architect a minimum of 72 hour notice to perform the punch walk, and allow an additional three working days for Architect to draft and distribute the punchlist. All punchlist work which takes place after the Original Contract completion date must be performed after school hours and/or during weekends. Contractor shall include any/all related costs (including overtime) in their bid proposal.

SHEETS:

CHANGES TO SHEETS:

ARCHITECTURAL:

AD1-A01 Refer to Sheet SD/A104, ORNAMENTAL METAL DETAILS:

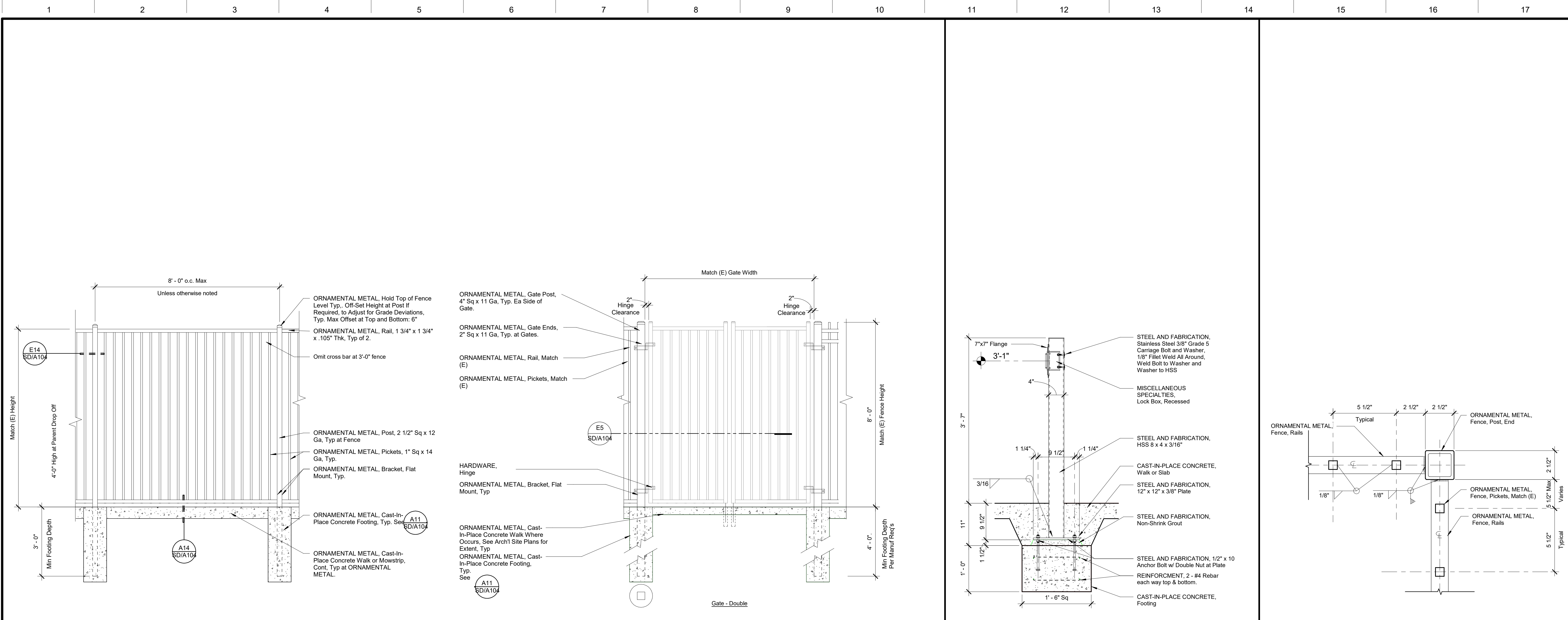
1. Refer to SD/A104, Detail A14 - Ornamental Metal, Sill Section and revise as shown per the attached AD1-AX01. Changes are shown in clouded area(s).

AD1-A02 Refer to Sheet B/A201, PARTIAL REFLECTED CEILING PLANS, INTERIOR ELEVATIONS:

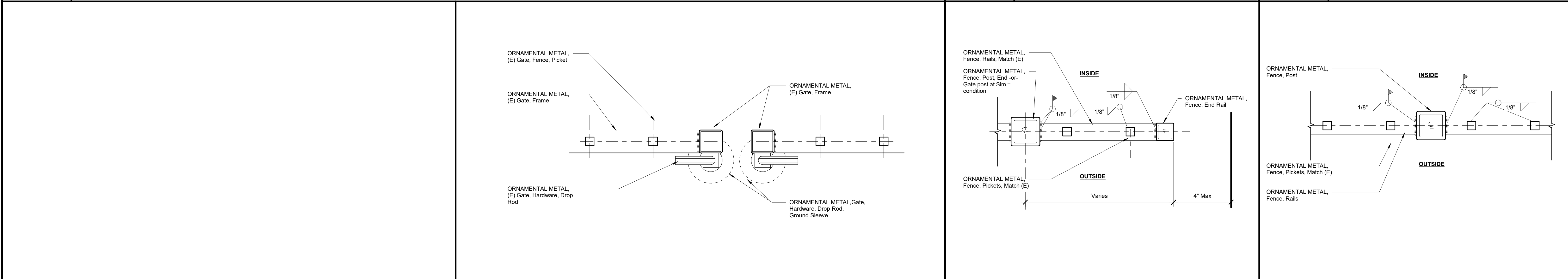
1. Refer to B/A201, Detail H4 – Interior Elevations, and revise as shown per the attached AD1-AX02. Changes are shown in clouded area(s).

END OF ADDENDUM NO. 1

4/4/2023 10:57:17 AM
E:\Revit Files\2212_Dixieland_Portable_v18_pilap\DWITQ.rvt

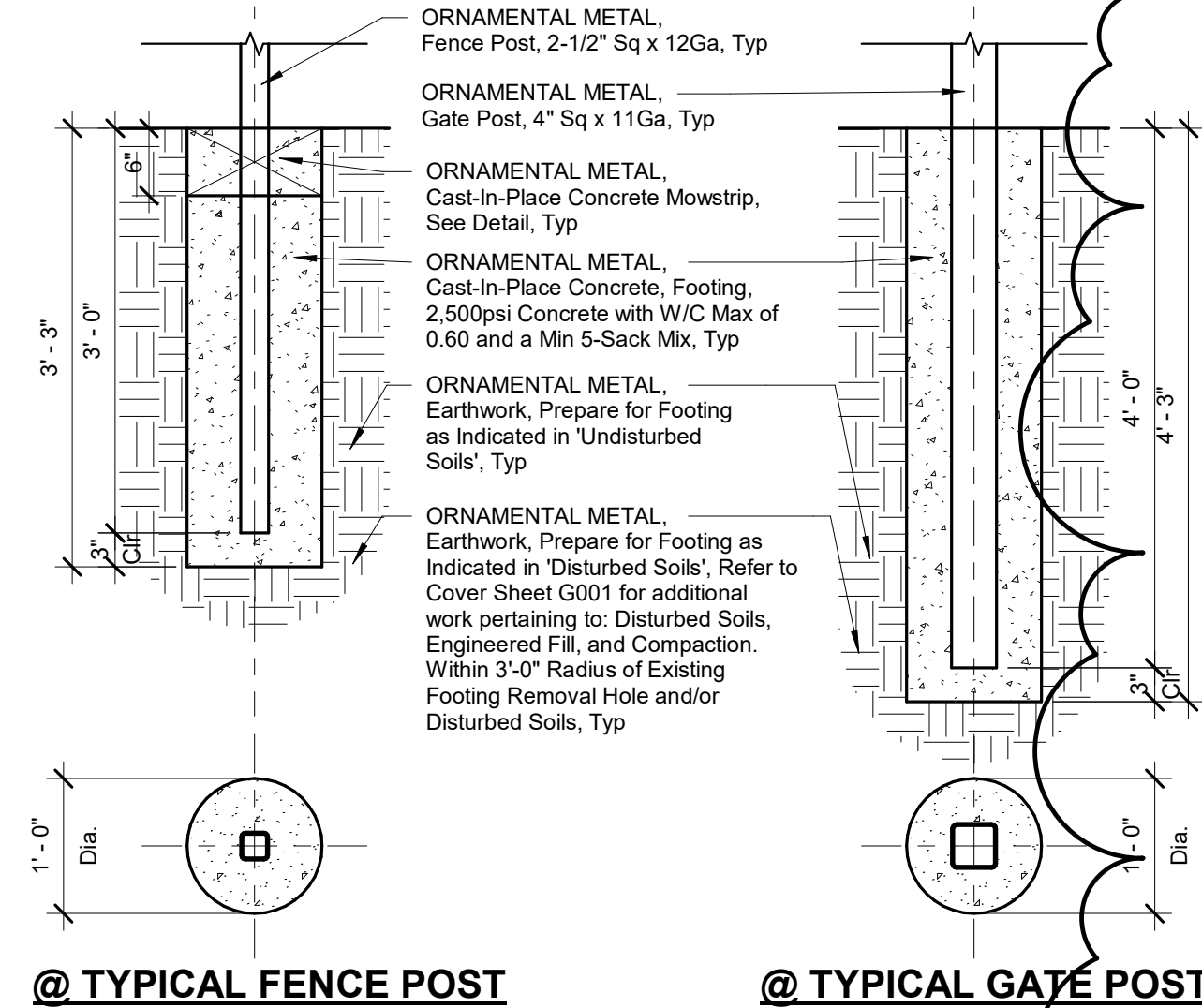


J1	ORNAMENTAL METAL, Fence and Gate Elevations	J11	STEEL AND FABRICATION, Knox Box Bollard	J14	ORNAMENTAL METAL, Plan at Inside and Outside Corner
1/2" = 1'-0"		1" = 1'-0"		3" = 1'-0"	



E5	ORNAMENTAL METAL, Service Gate Stop	E11	ORNAMENTAL METAL, Plan Section at Building	E14	ORNAMENTAL METAL, Plan Section at Outside Corner
3" = 1'-0"		3" = 1'-0"		3" = 1'-0"	

Site Gate Schedule											
Building	Door No.	Size			Door Material	Door Type				Hardware Group	Comments
		Width	Height	Thickness			Head	Jamb	Threshold		
SG	SG-1	12' - 1 1/2"	6' - 0"	2"	OM	(E)	-	J1 - SD/A104	-	(E)	-
SG	SG-2	20' - 0"	6' - 0"	1 3/4"	CL	PCL	-	See Civil	-	32G	-
SG	SG-3	3' - 0"	6' - 0"	1 3/4"	CL	CL	-	See Civil	-	32G	-



A1	Site Gate Schedule	A11	ORNAMENTAL METAL, Footing	A14	ORNAMENTAL METAL, Sill Section
N.T.S.		3/4" = 1'-0"		3" = 1'-0"	

DSA File No.:
20-30

DSA Application No.:
02-120058

Agency Approval

Consultant

Project

Dixieland Elementary School Portable Building
Madera Unified School District
Madera, CA 93637

SITE DEVELOPMENT
ORNAMENTAL METAL DETAILS

Drawing

ARCHITECTURE
PLANNING
INTERIORS
www.dardenarchitects.com
6790 N. West Ave. • Fresno, CA 93711 • T. 559.448.8051

Architect

No.	Revision/Submission	Date
1	Addendum 01	04/5/23

Revision

Designed By: TA	Copyright 2023 Darden Architects
Drawn By: PP	
Checked By: PP	
Reviewed By: TA	

Scale: As indicated

Project Number: 2212

Date: 03/07/2023

SD/A104

AD1-AX01

4/5/2023 2:41:21 PM
E:\Revit Files\2212_Dixieland_Portable_v18_pillar\DWITQ.rvt

